



# Thailand SAP User Group

**For the User, by the User**

Teerapan Luengnaruemitchai & Ply Samudavanija

20th July 2023

# Collaborate

01

With SAP Business Units

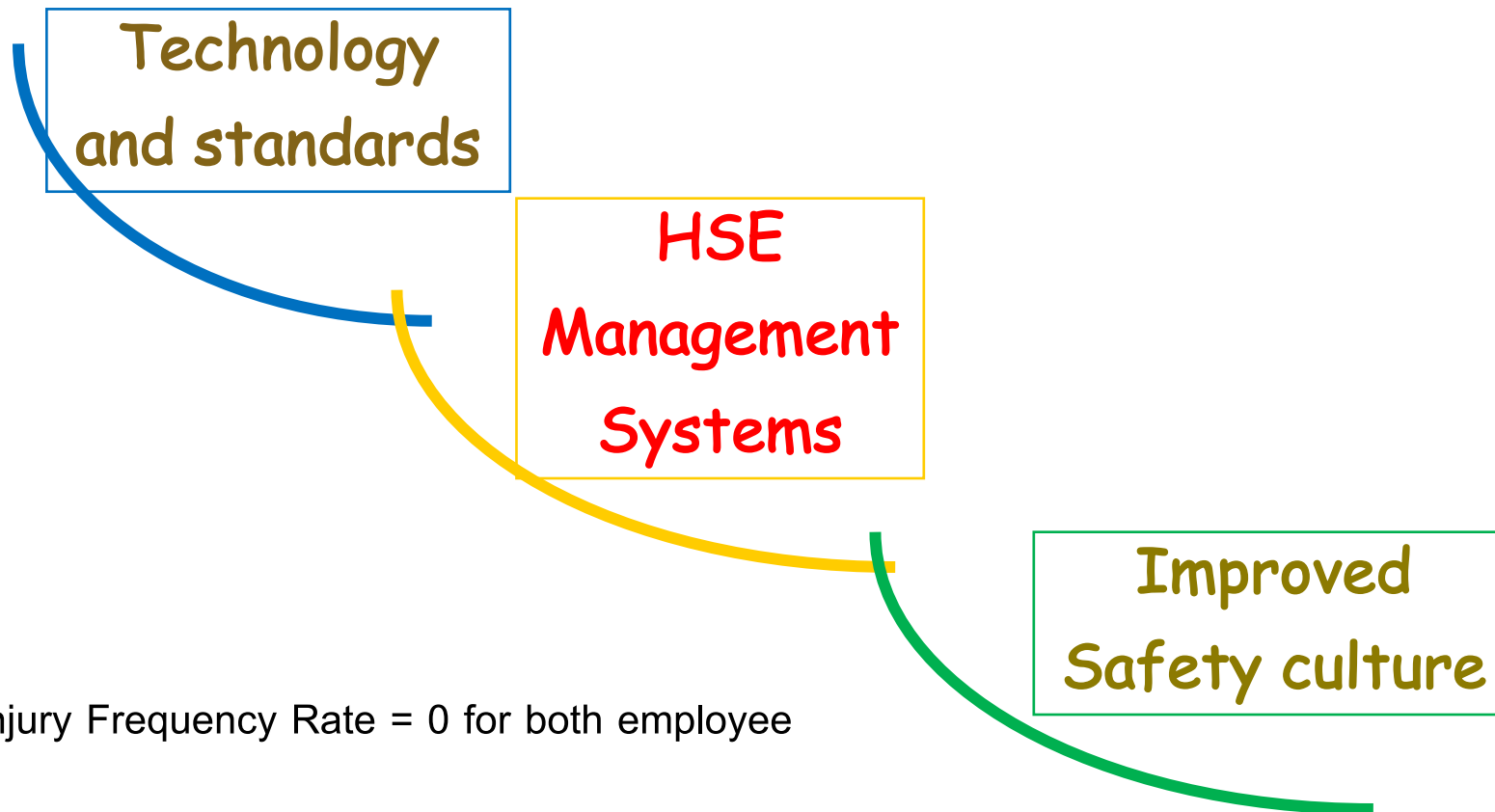
02

With SAP Partners

03

With other SAP Customers

Gulf continues to monitoring all our health and safety performance.



**LTIFR** = Lost Time Injury Frequency Rate = 0 for both employee and contractors

## Behavior Observed Log

Name: สลิตี ปี 2557 เดือน เม.ย.  
 Year: 2014  
 Month: 4  
 Status: In progress

Statistic By Departments    Statistic By Observed Groups

	Plant	Department	Staff	Total Point	Ac Point	Like	Warn	Read	Percent Observed
<input type="checkbox"/>		PLANT	4	40	0	0	0	0	0
<input type="checkbox"/>		HR & Admin	35	350	0	0	0	0	0
<input type="checkbox"/>		Operation	35	350	0	0	0	0	0
<input checked="" type="checkbox"/>		Maintenance	16	160	4	0	1	1	2.5
<input checked="" type="checkbox"/>		EHS	2	20	3	1	0	0	15

Items per page: 20

Sample Data

## Behavior Observed Form

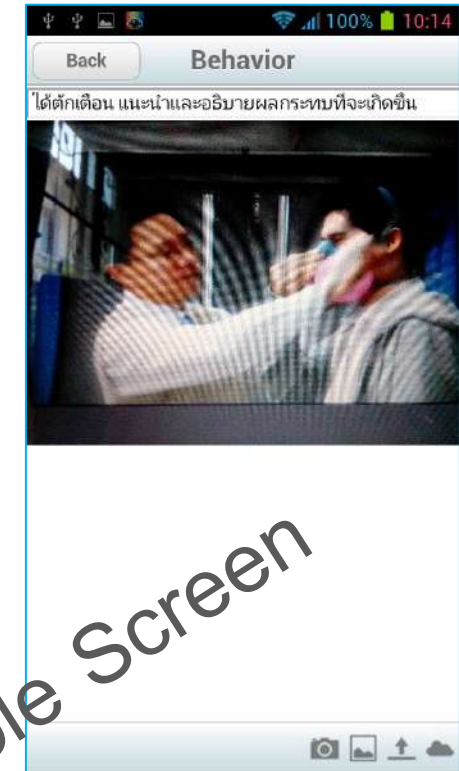
Back Behavior

+ Behavior Observed Form

- Behavior Observed Group

PPE    SSP    Ergono...    House K...

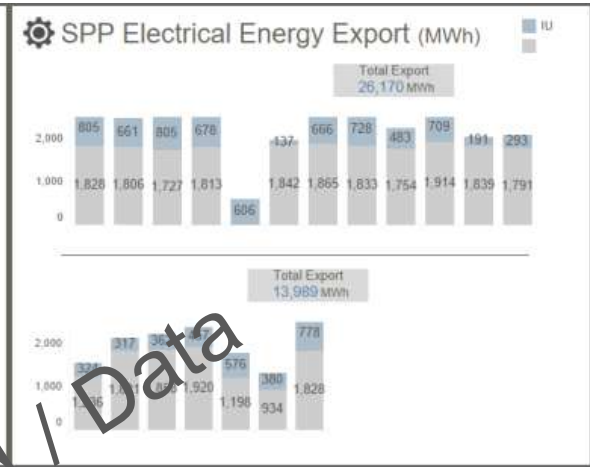
- Spill Prevention and Control Plan
- Laboratory Safety
- Powered Industrial Trucks
- Hazardous Work Permit
- Lock out Tag out
- General Electrical Safety
- Sling, Rigging and Crane
- Ladder and Scaffolding
- Walking Surface, Stairs and Floor
- Confined Space Entry



Sample Screen

# Efficiency, Performance Dashboard

Daily Dashboard improve overall efficiency of Power Plants Performance.



Sample Dashboard / Data

